

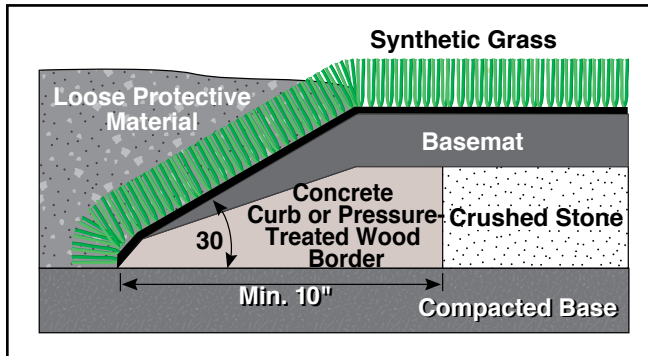


SURFACEAMERICA®

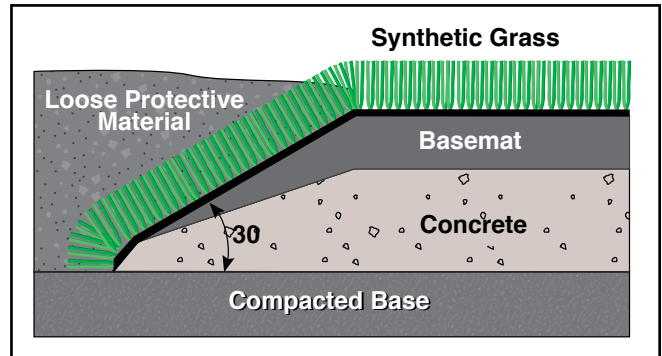
Recreational & Athletic Surfacing for Maximum Performance

800-999-0555 | www.SurfaceAmerica.com

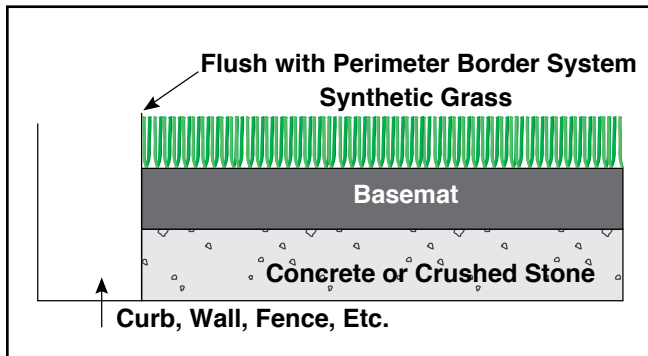
Typical Edge Details for PlayBound™ TurfTop™



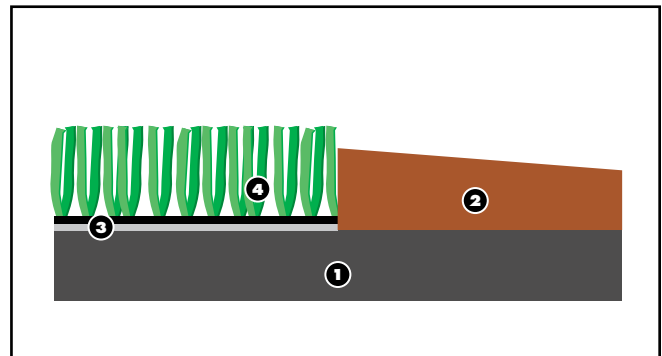
Loose-Fill with Crushed Stone (contained)



Loose-Fill with Concrete



Flush



Merging PlayBound Poured-in-Place & TurfTop

1. Poured basemat - varying thicknesses (per specification)
2. Poured top layer - nominal 7/8" at turf to nominal 1/2" over 12" run
3. Turf backing - adhered to basemat
4. Synthetic turf - recommended 2" fiber height