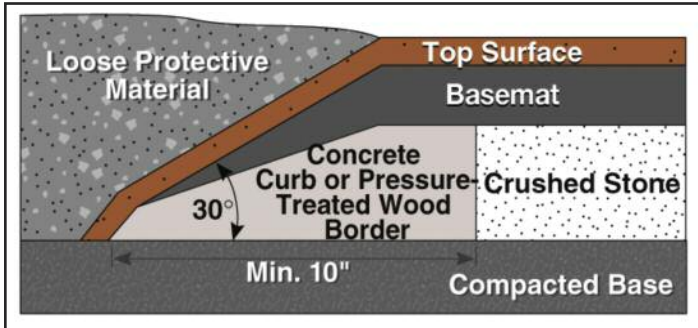




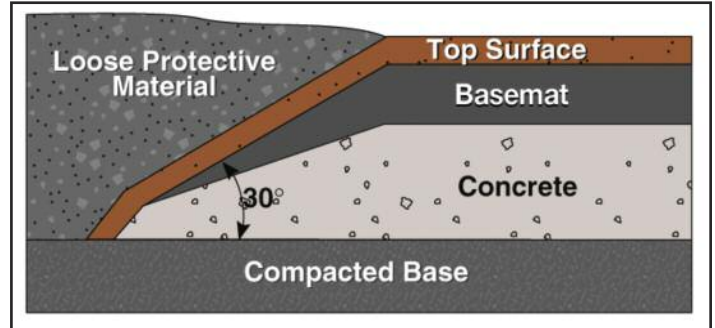
SURFACEAMERICA®

Resilient Surfacing from Recycled Materials

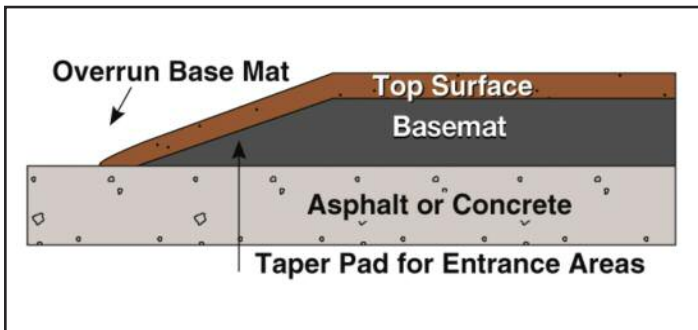
Typical Edge Details for PlayBound™ Poured-in-Place



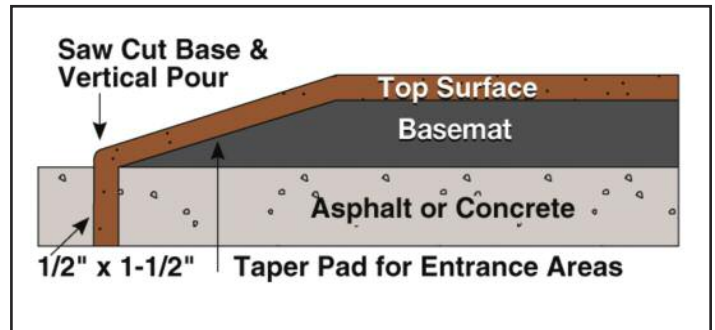
Loose-Fill with Crushed Stone (contained)



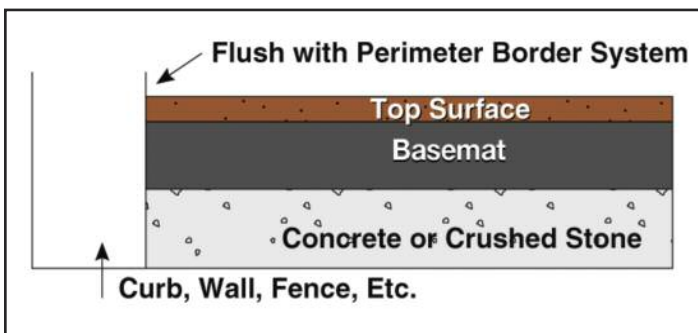
Loose-Fill with Concrete



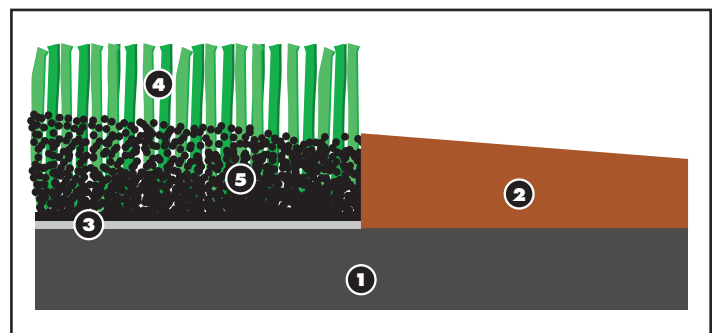
Overrun



Saw Cut



Flush



Merging PlayBound Poured-in-Place & TurfTop

1. Poured basemat – varying thicknesses (per specification)
2. Poured top layer – nominal 7/8" at turf to nominal 1/2" over 12" run
3. Turf backing – adhered to basemat
4. Synthetic turf – recommended 2" fiber height
5. Optional rubber granules infill – recommended 7/8" fill at poured top layer to 1-1/4" fill over 12" run